


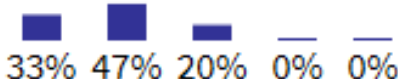

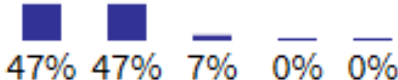
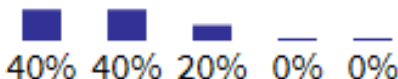

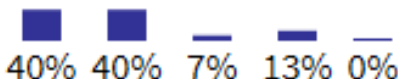
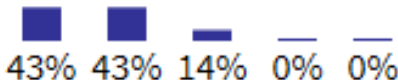
Veranstaltung: WS 2017 Basic Course in Biostatistics (part 1)

Block: WS 2017 1

Vorlesung: Wolkewitz, Martin

Gruppen: 1: Wolkewitz, Martin

Evaluationsbögen: 15

Seminar	Mittel	Median	n	++	+	0	-	--	
				1	2	3	4	5	
Structure of course	2.13	2	15		20%	47%	33%	0%	0%
Instructor	1.87	2	15		33%	47%	20%	0%	0%
Theory	2.27	2	15		20%	40%	33%	7%	0%
Practical exercises	1.60	2	15		47%	47%	7%	0%	0%
Well organised	1.80	2	15		40%	40%	20%	0%	0%
Relevance for your needs	2.64	2.5	14		7%	43%	29%	21%	0%
Interesting	1.93	2	15		40%	40%	7%	13%	0%
Documentation and follow-up info	1.71	2	14		43%	43%	14%	0%	0%

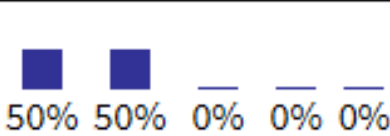
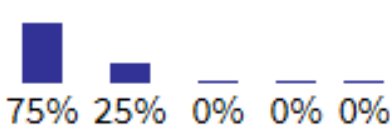
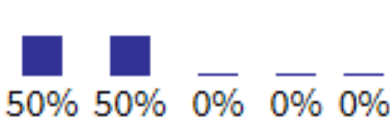
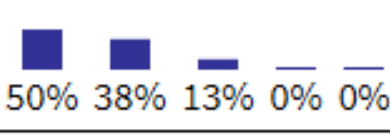
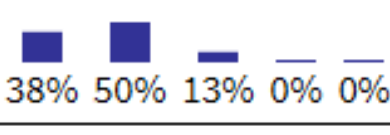
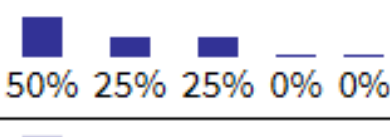
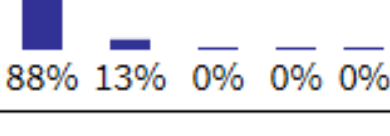
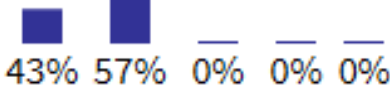
Veranstaltung: WS 2017 Basic Course in Biostatistics (part 2)

Block: WS 2017 Biostatistics part 2

Vorlesung: Wolkewitz, Martin

Gruppen: 1: Wolkewitz, Martin

Evaluationsbögen: 8

Seminar	Mittel	Median	n	++	+	0	-	--	
				1	2	3	4	5	
Structure of course	1.50	1.5	8		50%	50%	0%	0%	0%
Instructor	1.25	1	8		75%	25%	0%	0%	0%
Theory	1.50	1.5	8		50%	50%	0%	0%	0%
Practical exercises	1.62	1.5	8		50%	38%	13%	0%	0%
Well organised	1.75	2	8		38%	50%	13%	0%	0%
Relevance for your needs	1.75	1.5	8		50%	25%	25%	0%	0%
Interesting	1.12	1	8		88%	13%	0%	0%	0%
Documentation and follow-up info	1.57	2	7		43%	57%	0%	0%	0%